
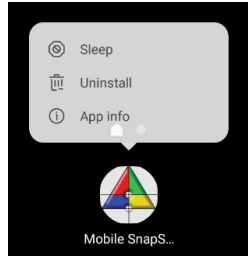




Followings are steps to update the wireless pilot display app named **Mobile snapSHOT**

1. Make sure the app is closed
 - a. Press  button next to the home button
 - b. Tap **CLOSE ALL** at the bottom of the display.
2. Uninstall the app
 - a. Long press the app icon on the bottom of the display to bring up pop up dialogue like the following



- b. Tap the **Uninstall**
 - c. Tap **OK** when prompted Do you want to uninstall this app?
3. Switch Wi-Fi to one with Internet connectivity
 - a. Open **Settings** app
 - b. Go to **SETTINGS** → **Connections** → **Wi-Fi**
 - c. Select a Wi-Fi that has an Internet connectivity.

4. Download the new version of the pilot display app
 - a. Swipe to the left on the Home screen

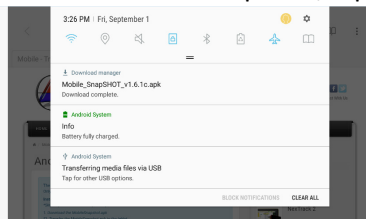




- b. Tap on Internet app that look like this
 - c. Tap on **NEW TAB**
 - d. The tab should open the download page at <http://trackair.com/index.php/mobile/android-snapshot-version/>
 - e. Tap on the green button under the Latest Version to download the apk
 - f. A download icon should show up on the top left corner of the display. The icon should



look like the following:

- g. Swipe from top of the display to check if the download is complete.
 - h. Once download completes, tap on the apk entry from the drop down display.



- i. Tap on **INSTALL** on the lower right corner of the display to install the apk.
 - j. Once the install finishes, tap **DONE** to finish.
5. Press Home button
6. Move the newly install pilot display app to the app short cuts at the bottom of the display
 - a. Tap **Apps**
 - b. Long press the Mobile snapSHOT icon
 - c. Drag the icon to the bottom center of the display
7. Switch Wi-Fi to the Wi-Fi attached to the computer running snapSHOT
 - a. Open **Settings** app
 - b. Go to **SETTINGS** → **Connections** → **Wi-Fi**
 - c. Select the Wi-Fi attached to the computer running snapSHOT.
8. Close all the apps
 - a. Press  button next to the home button
 - b. Tap **CLOSE ALL** at the bottom of the display.
9. Run snapSHOT and open a flight plan on the Navigator display.
10. Open wireless pilot display by tapping  and it should load the flight plan currently opened in snapSHOT.